

Low voltage 12,5-30kVA, IP23



Type 3LTE-23

Capsulated three-phase non short circuit proof transformer with power range from 12,5kVA up to 30 kVA.

Designed and tested according to EN61558-2-4. Standard types supplied with separate primary and secondary windings. This generates "a new system" in which any earth faults are eliminated. Steel plate enclosure, degree of protection IP23.

Applications:

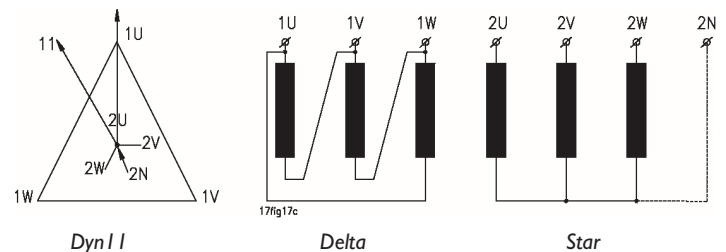
This is an ideal design for transforming voltage up or down or for installations which require a galvanic partition between the primary and secondary voltage. Protects installations and equipment by generating "a new system" in which any earth faults are eliminated. E.g. electric motor, compressor, cooling plants, automatic washing machines, and to uphold IT or TN-S systems.



Technical specifications

- Voltage: 3x230V, 3x400V
- Frequency: 47-63Hz
- Vector groups: Dyn I I, YNd I
EN61558-2-4
- According to: Low Voltage Directive
- Test voltage: 3kV AC RMS
- Construction class: I
- Insulation class: F (155°C)
- Ambient temp. (t_a): 40°C
- Degree of protection: IP23
- Terminals 12,5, 16, 20 kVA: UT16 Terminals
- Terminals 25 and 30 kVA: UT36 Terminals

Standard vector group



Noratel declare and guarantee that all transformers are designed according to the following standards; EN61558-2-4 based on the following directives; LVD 2014/35/EU, EMC 2014/30/EU, EcoDesign 2009/125/EC.

3-phase transformers - low voltage 12,5-30 kVA, IP23



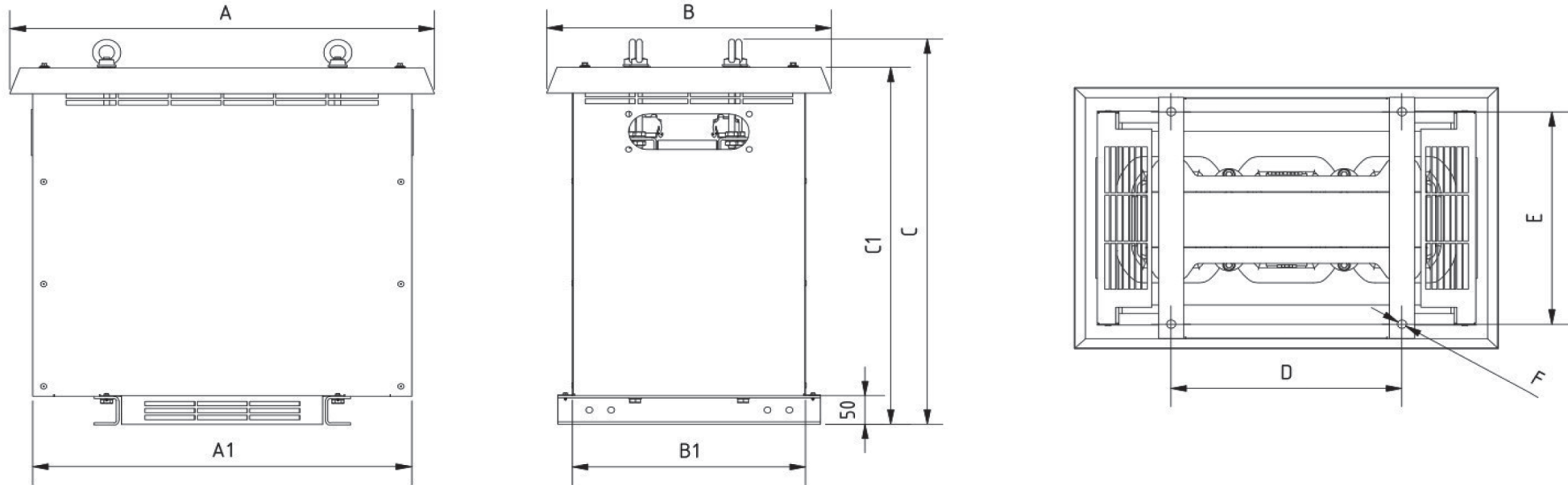
Standard types 3LTE-23

Noratel Type	Power (kVA)	Current Pri. I _{nom} (A)	Rec. Fuse Pri. 3x	Current Sec. I _{nom} (A)	Loss No-load (W)	Loss Full-load (W)	Ez (%)	Er (%)	Ic peak (x Inc)	Terminal Torque (Nm)	Dimensions WxDxH (mm)	Weight (Kg)	EFO El. no.	Noratel Art. no.
3x230/400V dYNII														
3LTE12.5-230/400-23	12,5	32,7	40 D	18,0	176	453	4,26	3,62	14	2,5 - 3,0	610x425x616	95	6644402	8-040-602400
3LTE16-230/400-23	16	41,5	50 D	23,1	211	691	4,87	4,32	17	2,5 - 3,0	610x425x616	108	6644403	8-040-602501
3LTE20-230/400-23	20	51,7	63 D	28,9	209	696	4,94	3,48	11	2,5 - 3,0	680x455x672	124	6644404	8-040-602600
3LTE25-230/400-23	25	64,5	80 D	36,1	264	824	4,88	3,30	11	3,2 - 3,7	680x455x672	145	6644405	8-040-603100
3LTE30-230/400-23	30	77,2	80 D	43,3	290	977	4,36	3,26	13	3,2 - 3,7	680x455x672	161	6644406	8-040-603200
3x400/230V YNdI														
3LTE12.5-400/230-23	12,5	18,0	40 D	32,7	176	453	4,26	3,62	28	2,5 - 3,0	610x425x616	95	6644402	8-040-602400
3LTE16-400/230-23	16	23,1	50 D	41,5	211	691	4,87	4,32	17	2,5 - 3,0	610x425x616	108	6644407	8-010-505760
3LTE20-400/230-23	20	28,9	50 D	51,7	209	696	4,94	3,48	11	2,5 - 3,0	680x455x672	124	6644408	8-010-505765
3LTE25-400/230-23	25	36,1	50 D	64,5	264	823	4,88	3,30	11	3,2 - 3,7	680x455x672	145	6644409	8-010-505770
3LTE30-400/230-23	30	43,3	63 D	77,2	290	977	4,53	3,15	13	3,2 - 3,7	680x455x672	161	6644410	8-010-505780
3x400/400V DynII														
3LTE12.5-400/400-23	12,5	18,0	40 D	18,0	162	513	4,96	4,11	14	2,5 - 3,0	610x425x616	93	6644018	8-040-012500
3LTE16-400/400-23	16	23,4	50 D	23,1	200	624	4,55	3,9	17	2,5 - 3,0	610x425x616	106	6644019	8-040-016000
3LTE20-400/400-23	20	29,6	63 D	28,9	174	634	4,58	3,17	11	2,5 - 3,0	680x455x672	122	6644020	8-040-020000
3LTE25-400/400-23	25	37,2	80 D	36,1	289	873	4,68	3,49	11	3,2 - 3,7	680x455x672	141	6644021	8-040-025000
3LTE30-400/400-23	30	44,5	80 D	43,3	314	904	4,06	3,01	13	3,2 - 3,7	680x455x672	155	6644022	8-040-030000

3-phase transformers - low voltage 12,5-30 kVA, IP23



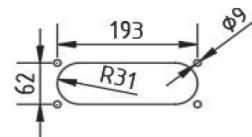
Dimensions 3LTE-23



Additional info

- Pollution degree: P2
- Overtoltage category: 2
- Climatic Class: C1
- Environmental Class: E0
- Fire Class: F0

Glands



For FL21 glands

Standard types 3LTE-23

Noratel Type	Dimensions (mm)								
	A	A1	B	B1	C	C1	D	E	F
3LTE12.5	610	528	425	345	616	567	315	340	14
3LTE16	610	528	425	345	616	567	315	340	14
3LTE20	680	607	455	373	672	623	370	370	14
3LTE25	680	607	455	373	672	623	370	370	14
3LTE30	680	607	455	373	672	623	370	370	14